

Ingka Group

Our financial year 2023

Summary



At Ingka Group, we are purpose driven and live for the IKEA vision to create a better everyday life for the many people. We are passionate about life at home and are transforming to create a better IKEA that is affordable, accessible, and positively impacts people and the planet.

Our value creation strategy means we seek to make balanced decisions and measure performance holistically across four areas: Better homes for our customers, Better lives for the many people and our co-workers, a Better planet for all, and a Better company now and for future generations.

Financial year 2023 (FY23) marked the 80th business year for IKEA – 80 years of offering affordable home furnishing to our customers and being financially independent. Our revenue increased by 5.4%, and we delivered EUR 1.5 billion in net income.

We constantly strive to be a **Better company**. To secure that we make IKEA more affordable, accessible, and sustainable, 85% of net income is re-invested in the company. The remaining 15% is paid as dividend to the sole owner of Ingka Group, Stichting INGKA Foundation, which has a charitable purpose that is achieved by providing funding to IKEA Foundation, an independent, strategic philanthropy that focuses its grant making efforts on tackling the two biggest threats to children's futures: poverty and climate change. There is no dividend going to any private shareholder.

Financial year 2023 (FY23) runs from 1 September 2022 to 31 August 2023

To allow **Better homes** for all customers, we launched three commercial activation packages to save energy costs and reduce the overall cost of living. We grew our efforts to encourage customers' circular thinking and participation in life at home.

In and outside our value chain we make significant investments for a **Better planet**: Ingka Investments plans to invest EUR 6.5 billion in renewable energy. An additional EUR 1 billion is earmarked for innovation and transitional technologies that go beyond energy production and support the wider energy transition. This brings the total commitment to the renewable energy sector to EUR 7.5 billion. Heavy investments will be made to replace heating and cooling installations for existing IKEA buildings, while all new buildings will be equipped with these systems from the start.

We are very proud of our continued efforts to support **Better lives** – for our co-workers and for a fair and equal society. Throughout FY23, we worked with our Responsible Wage Practices framework and focused on closing the Gender Equal Pay gap.

We are 80 years old but young at heart. As Ingvar Kamprad said: "It is our wonderful fate of being just at the beginning. In all areas. We will move ahead only by constantly asking ourselves how what we are doing today can be done better tomorrow".

Juvencio Maeztu
Deputy CEO and CFO of Ingka Group



Key figures FY23

165,353

(FY22: 177,192)

CO-WORKERS



537

(FY22: 482)

STORES &
OTHER FORMATS



44

(FY22: 44)

MEETING PLACES
(INGKA CENTRES)

EUR **44.3** billion
(FY22: 42.0 billion)

REVENUE

EUR **2** billion
(FY22: 2 billion)

OPERATING INCOME



EUR **696** million
(FY22: 546 million)

CORPORATE INCOME TAX

15%

INGKA FOUNDATION
CHARITABLE PURPOSE

85%

REINVESTED



28%

(FY22: 28.4%)

NORMALISED TAX RATE

EUR **46.7** billion
(FY22: 47.6 billion)

GROUP EQUITY

EUR **6.5** billion

EUR **+ 1** billion

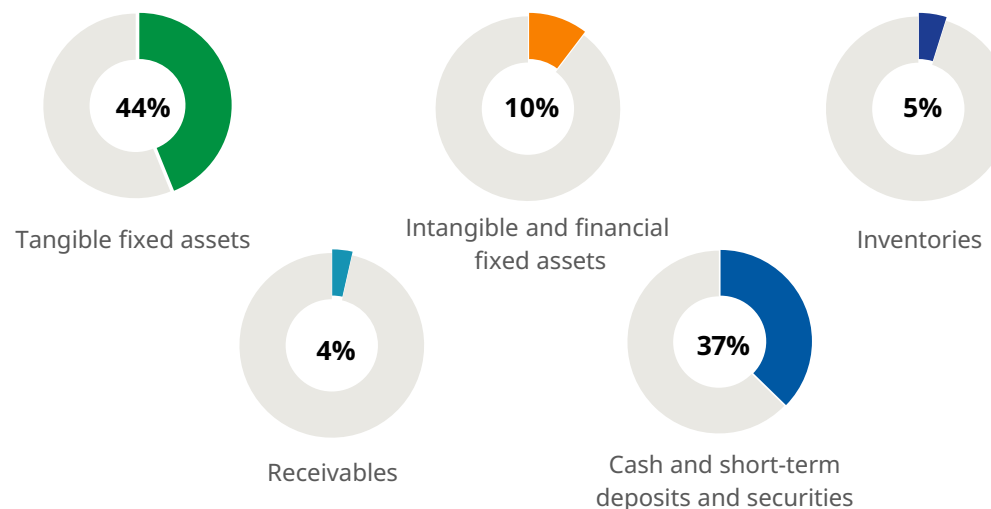
COMMITTED/INVESTING IN
RENEWABLE ENERGY



Consolidated Balance sheet August 31 Assets (in millions of Euros)

	2023	2022
Intangible fixed assets	3,316	3,196
Tangible fixed assets	24,740	25,647
Financial fixed assets	2,564	2,442
Total fixed assets	30,620	31,285
Inventories	2,742	2,700
Receivables	1,997	1,963
Securities	20,470	20,678
Cash and short-term deposits	717	1,138
Total current assets	25,926	26,479
Total assets	56,546	57,764

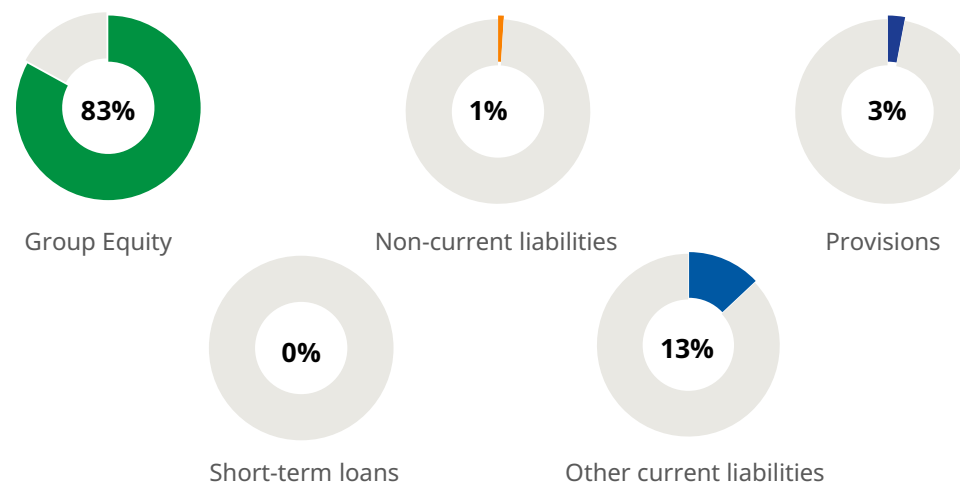
FY23 Total Assets – EUR 56,546 million



Consolidated Balance sheet August 31 Equity and liabilities (in millions of Euros)

	2023	2022
Group Equity	46,685	47,640
Provisions	1,489	1,563
Non-current liabilities	795	767
Total non-current liabilities	2,284	2,330
Short-term loans	3	12
Other current liabilities	7,574	7,782
Total current liabilities	7,577	7,794
Total equity and liabilities	56,546	57,764

FY23 Total Equity and liabilities – EUR 56,546 million

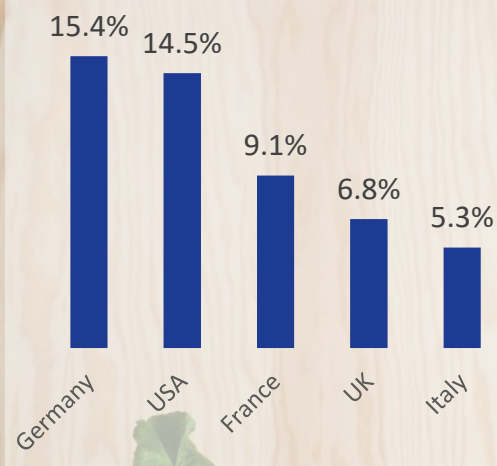


Consolidated income statement 1 September – 31 August (in millions of Euros)

	2023	2022
Revenue	44,300	42,036
Cost of sales and services	-29,635	-28,070
Gross profit	14,665	13,966
Operating expenses	-12,922	-12,271
Other income	264	340
Operating income	2,007	2,035
Total financial income and expense	196	-1,202
Income before minority interests and taxes	2,203	833
Tax	-696	-546
Income before minority interests	1,507	287
Minority interests	-	-
Net income	1,507	287

This information is prepared in accordance with Part 9 of Book 2 of the Dutch Civil Code. An unqualified auditor's report dated 21 November 2023 was issued on these financial statements. Ingka Holding's Annual Report for financial year 2023 is available through the Dutch Chamber of Commerce. Ingka Group total revenue includes sales of goods, service income, rental and construction contracts income and renewable energy and forestland income.

FY23 top selling countries



FY23 Retail sales per region

